

Key Stage Two

Curriculum Spellings



National Curriculum:

'Writing down ideas fluently depends on effective transcription: that is, on spelling quickly and accurately through knowing the relationship between sounds and letters (phonics) and understanding the morphology (word structure) and orthography (spelling structure) of words.'

Parental Guidance:




In this booklet, there are statutory spelling lists for each phase in key stage two. Your child will need to know how to spell all of these words before moving to the next year group in September. In school, the children focus on one list per week and are tested at the end of that week to see if they are able to move onto the next one.

Below, you can find lots of different ways that your child can practise their spellings.

Independent/partner activities:



Below are a few creative ideas to get your child practising their spellings at home.

Please note, that you may have to show your child how to complete an activity for the first go. But once they have had a go a few times, they should be able to do it independently. However, some of the activities below do require a partner.



<p>Colourful Words</p> <p>Write out each of your spelling words using a different colour for each letter.</p> <p>Example: colourful</p>	<p>Pyramid Writing</p> <p>Pyramid write your words - they must be written out neatly:</p> <p>Example:</p> <p>c ca cat</p>	<p>Three Times</p> <p>Write each spelling out three times.</p> <p>First, in pencil. Second, in crayon. Third, in pen.</p>
<p>Other Hand</p> <p>First, write out your spellings with the hand you usual do.</p> <p>Then, swap to your opposite hand and write it out again.</p>	<p>Connect the Dots</p> <p>Write your spelling words in dots. The connect the dots by tracing over them with a coloured pencil.</p> <p>Example:</p> <p>LAUGH</p>	<p>Code Words</p> <p>Create a code for each letter of the alphabet. Write down the code of your spelling words.</p> <p>*Example: a=  b=  c= </p> <p>You spell the actual word next to your code word.</p>
<p>3D Words</p> <p>Use play-doh to create your spellings. If you don't have play-doh you can use lego or anything else you can think of.</p>	<p>Magazine Words</p> <p>Use an old magazine or news paper to find your words or the letters that make up the word. Cut them out and glue them onto paper.</p>	<p>Sign Your Words</p> <p>Use the British sign language finger spelling (appendix) to sign the spelling of your words.</p>
<p>Spelling Rounders</p> <p>Draw or set up four bases. The bowler selects a word and the batter has to spell it. If it is spelt correctly they can move to the next base.</p> <p>A point is scored every time they pass the last base.</p>	<p>30-Second Words</p> <p>Create a TV advert using one or all of your spell words. Be as creative as you can and show your parents once you have done it. Your advert should only be 30 seconds long.</p>	<p>Rhyming Words</p> <p>Write down your spelling words. Next to each word, write a rhyming word. If necessary, your rhyming word can be a nonsense word (as long as it follows the same spelling pattern).</p> <p>Example: cries tries dries lies</p>

Year 3 and 4 - Missions



Solar Mission

Mission 1 	accident	complete	February
	length	possess	strength
Mission 2 	actual	consider	forward
	library	possible	suppose



Lunar Mission

Mission 1 	address	continue	fruit
	material	potatoes	surprise
Mission 2 	answer	decide	grammar
	medicine	pressure	therefore



Mars Mission

Mission 1 	appear	describe	group
	mention	probably	though
Mission 2 	arrive	different	guard
	minute	promise	thought



Mercury Mission

Mission 1 	believe	difficult	guide
	natural	purpose	through
Mission 2 	bicycle	disappear	heard
	naughty	quarter	various



Venus Mission

Mission 1 	breath	early	heart
	notice	question	weight
Mission 2 	breathe	earth	height
	occasion	recent	woman



Jupiter Mission

Mission 1 	build	eight	history
	often	regular	occasionally
Mission 2 	busy	enough	imagine
	opposite	reign	women



Saturn Mission

Mission 1 	calendar	exercise	increase
	ordinary	remember	business
Mission 2 	caught	experience	important
	particular	sentence	although

Uranus Mission

Mission 1 	centre	experiment	interest
	peculiar	separate	accidentally
Mission 2 	century	extreme	island
	perhaps	special	possession

Neptune Mission

Mission 1 	certain	famous	knowledge
	popular	straight	actually
Mission 2 	circle	favourite	learn
	position	strange	eighth

It is important for your child to understand the meaning of each word too, so encourage them to find the meaning of each spelling in a dictionary if they are unsure of what it means.

<https://www.collinsdictionary.com/>

Once your child has finished their phase spellings make sure you are giving them a random selection for a few weeks. This ensures that they have not forgotten spellings from previous lists and that there are no gaps before moving onto the next phase lists.

Year 5 and 6 - Star Constellations

Aquila



accommodate

communicate

equipped


interrupt

profession

suggest

category

Aries



accompany

community

especially


language

programme

symbol

disastrous

Canis Major



according

competition

exaggerate

leisure

pronunciation

system

immediate

Cassiopeia



achieve

conscience

excellent

lightning

queue

temperature

physical

Cygnus



aggressive

conscious

existence

marvellous

recognise

thorough

soldier

Gemini



amateur

controversy

explanation


mischievous

recommend

twelfth

cemetery

Leo



ancient

convenience

familiar

muscle

relevant

variety

embarrass

Lyra



apparent

correspond

foreign

necessary

restaurant

vegetable

individual

Orion



appreciate

critic

forty

neighbour

rhyme

vehicle

prejudice

Pisces



attached

curiosity

frequently

nuisance

rhythm

yacht

stomach

Scorpius



available

definite

government

occupy

sacrifice

immediately

committee

Taurus



average

desperate

guarantee


occur

secretary


equipment

environment


Ursa Major

 Ursa Major	awkward	determined	harass
	opportunity	shoulder	criticise
	interfere		

Ursa Minor

 Ursa Minor	bargain	develop	hindrance
	parliament	signature	sincerely
	privilege		

Aquarius

 Aquarius	bruise	dictionary	identity
	persuade	sincere	sufficient

It is important for your child to understand the meaning of each word too, so encourage them to find the meaning of each spelling in a dictionary if they are unsure of what it means.

<https://www.collinsdictionary.com/>

Once your child has finished their phase spellings make sure you are giving them a random selection for a few weeks. This ensures that they have not forgotten spellings from previous lists and that there are no gaps before moving onto the next phase lists.

Extension - Universe Challenge

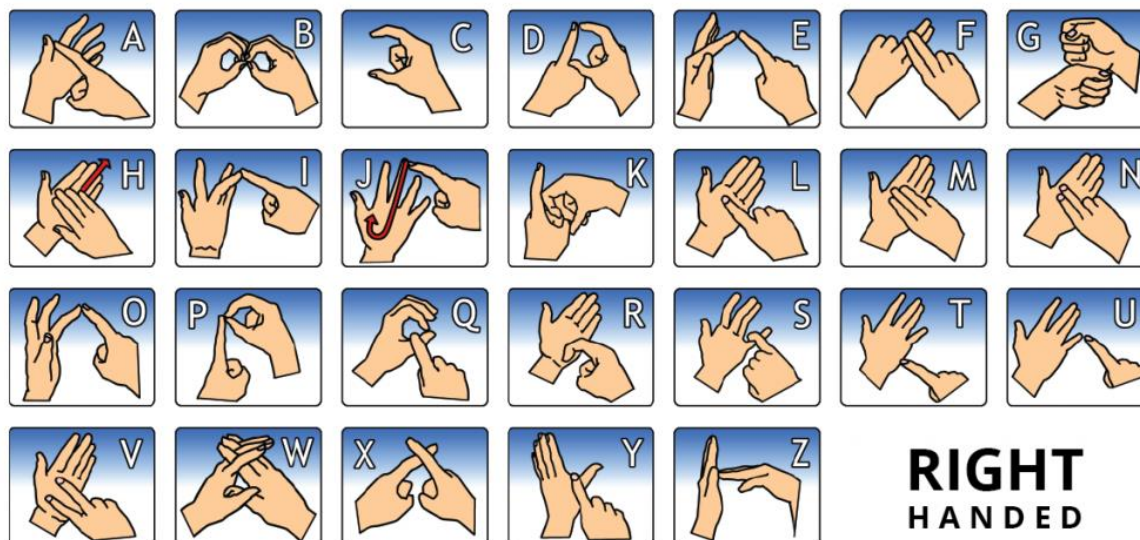
acquire	aggravate	apprentice	assassin
commemorate	comparative	competent	connoisseur
contradict	convalesce	correspondence	corroborate
criticism	decadent	deterrent	efficient
erroneous	feasible	gauge	grievance
guile	illiterate	incidentally	irrelevant
irreparable	liaison	manoeuvre	negotiable
obligation	occurrence	parable	reversible
scholastic	surpass	surreptitious	transient

It is important for your child to understand the meaning of each word too, so encourage them to find the meaning of each spelling in a dictionary if they are unsure of what it means.

<https://www.collinsdictionary.com/>

Appendix - British Sign Language Fingerspelling:

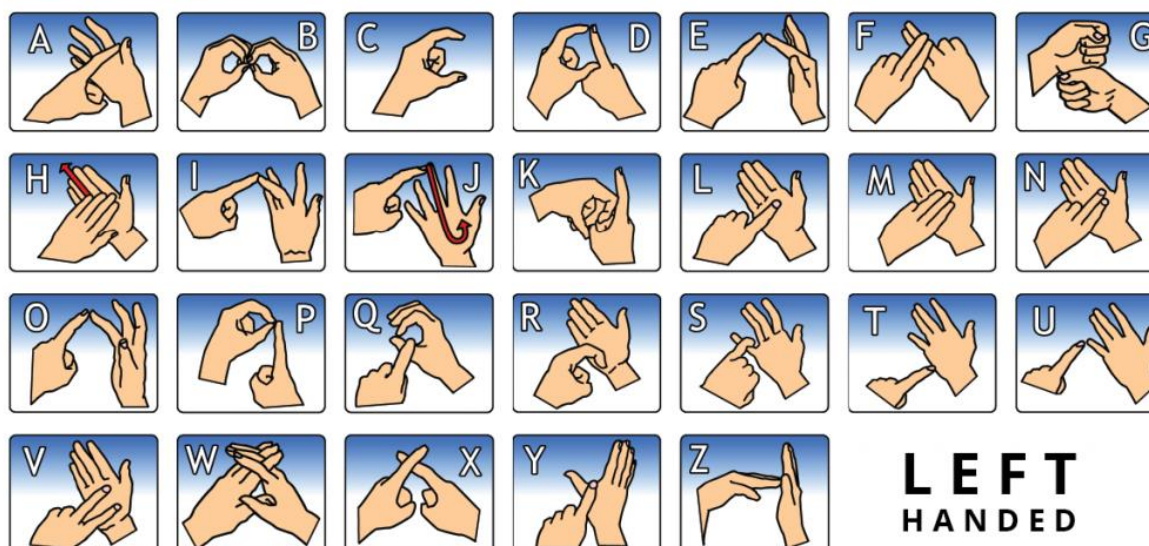
BRITISH SIGN LANGUAGE - FINGERSPELLING



british-sign.co.uk

LEARN BRITISH SIGN LANGUAGE ONLINE
AT WWW.BRITISH-SIGN.CO.UK

BRITISH SIGN LANGUAGE - FINGERSPELLING



british-sign.co.uk

LEARN BRITISH SIGN LANGUAGE ONLINE
AT WWW.BRITISH-SIGN.CO.UK