

EYFS and Key Stage One

Curriculum Spellings



National Curriculum:




'Writing down ideas fluently depends on effective transcription: that is, on spelling quickly and accurately through knowing the relationship between sounds and letters (phonics) and understanding the morphology (word structure) and orthography (spelling structure) of words.'

Parental Guidance:

In this booklet, there are statutory spelling lists for each year group in key stage one. Your child will need to know how to spell all of these words before moving to the next year group in September. In school, the children focus on one list per week and are tested at the end of that week to see if they are able to move onto the next one. Below, you can find lots of different ways that your child can practise their spellings.

Independent/partner activities:



Below are a few creative ideas to get your child practising their spellings at home. Please note, that you may have to show your child how to complete an activity for the first go. But once they have had a go a few times, they should be able to do it independently. However, some of the activities below do require a partner.

<p>Colourful Words</p> <p>Write out each of your spelling words using a different colour for each letter.</p> <p>Example: colourful</p>	<p>Pyramid Writing</p> <p>Pyramid write your words - they must be written out neatly:</p> <p>Example:</p> <p>c ca cat</p>	<p>Three Times</p> <p>Write each spelling out three times.</p> <p>First, in pencil. Second, in crayon. Third, in pen.</p>
<p>Other Hand</p> <p>First, write out your spellings with the hand you usual do.</p> <p>Then, swap to your opposite hand and write it out again.</p>	<p>Connect the Dots</p> <p>Write your spelling words in dots. The connect the dots by tracing over them with a coloured pencil.</p> <p>Example:</p> <p>L U G H</p>	<p>Code Words</p> <p>Create a code for each letter of the alphabet. Write down the code of your spelling words.</p> <p>*Example: a=  b=  c= </p> <p>You spell the actual word next to your code word.</p>
<p>3D Words</p> <p>Use play-doh to create your spellings. If you don't have play-doh you can use lego or anything else you can think of.</p>	<p>Magazine Words</p> <p>Use an old magazine or news paper to find your words or the letters that make up the word. Cut them out and glue them onto paper.</p>	<p>Sign Your Words</p> <p>Use the British sign language finger spelling (appendix) to sign the spelling of your words.</p>
<p>Spelling Rounders</p> <p>Draw or set up four bases. The bowler selects a word and the batter has to spell it. If it is spelt correctly they can move to the next base.</p> <p>A point is scored every time they pass the last base.</p>	<p>30-Second Words</p> <p>Create a TV advert using one or all of your spell words. Be as creative as you can and show your parents once you have done it. Your advert should only be 30 seconds long.</p>	<p>Rhyming Words</p> <p>Write down your spelling words. Next to each word, write a rhyming word. If necessary, your rhyming word can be a nonsense word (as long as it follows the same spelling pattern).</p> <p>Example: cries tries dries lies</p>

EYFS - Rockets

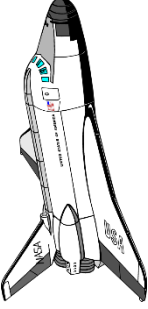
	I	go	the	me	on
	up	in	is	of	no
	we	he	at	it	to
	and	can	was	my	am
	day	dog	dad	cat	see
	you	yes	are	she	for
	get	big	all	said	look
	want	this	like	mum	come
	away	they	some	play	going

Year 1 - Solar System

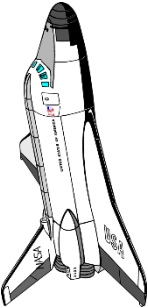
Sun 	a	the	do	friend	come
Mercury 	go	are	she	where	push
Venus 	to	of	be	today	said
Earth 	one	so	by	some	were
Mars 	he	no	my	there	house
Jupiter 	ask	is	I	school	pull
Saturn 	here	we	you	full	our
Uranus 	me	your	his	love	they
Neptune 	once	was	put	has	says

Year 2 - Space Shuttle Stars

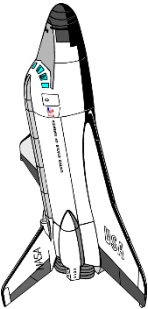
Space Shuttle Challenger

	1	door	kind	must	
	2	many	every	pretty	father
	3	plant	half	sure	parents

Space Shuttle Columbia

	4	poor	behind	both	
	5	clothes	great	beautiful	class
	6	path	money	eye	Christmas

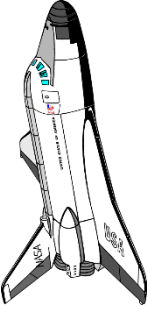
Space Shuttle Discovery

	7	find	whole	children	
	8	cold	break	after	water
	9	bath	improve	should	everybody


Space Shuttle Atlantis

	10	mind	any	climb	
	11	gold	steak	fast	again
	12	hour	sugar	who	even

Space Shuttle Endeavour

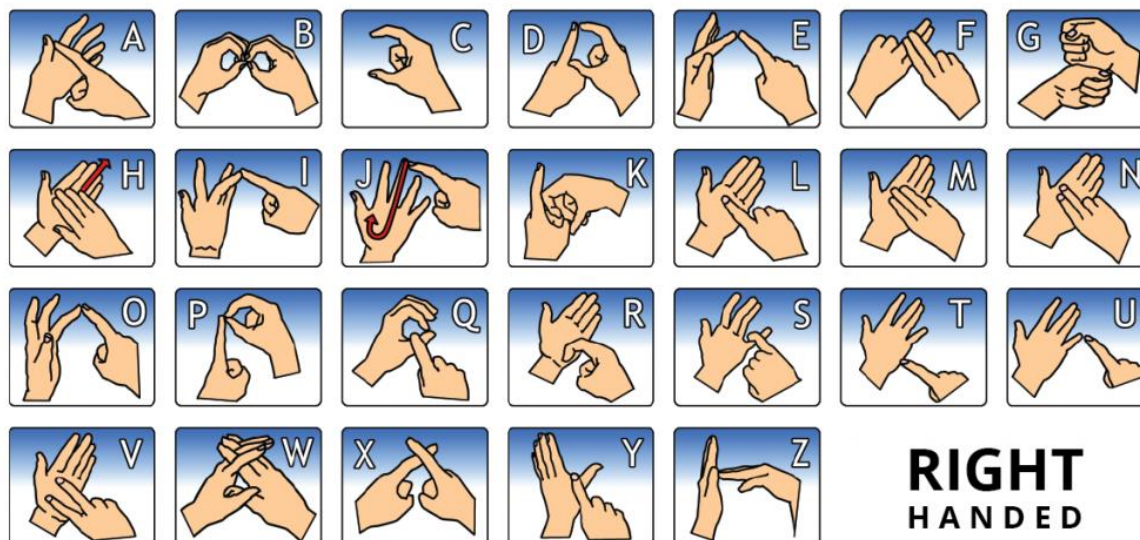
	13	floor	child	only	
	14	hold	busy	last	grass
	15	move	could	Mr	

Space Shuttle Endeavour

	16	because	wild	old	
	17	told	people	past	pass
	18	prove	would	Mrs	

Appendix - British Sign Language Fingerspelling:

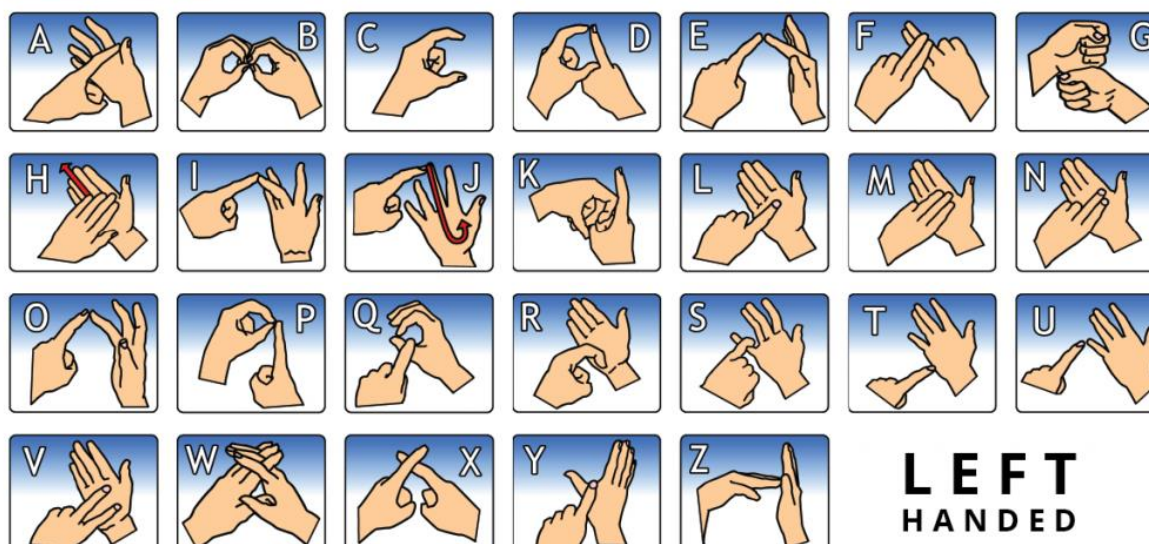
BRITISH SIGN LANGUAGE - FINGERSPELLING



british-sign.co.uk

LEARN BRITISH SIGN LANGUAGE ONLINE
AT WWW.BRITISH-SIGN.CO.UK

BRITISH SIGN LANGUAGE - FINGERSPELLING



british-sign.co.uk

LEARN BRITISH SIGN LANGUAGE ONLINE
AT WWW.BRITISH-SIGN.CO.UK