

# Music Hub Activities Newsletter

Summer Term Week 7

## UNSQUARE DANCE

Dave Brubeck (American, 1920 - 2012)


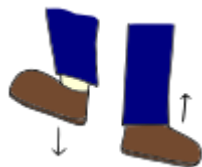


### Key Stage 1

#### Guided Listening Activity

Listen to this clip of music <https://www.youtube.com/watch?v=L82SRg8zpx4>

1) Circle all the sounds you hear.



2) How many patterns playing together do you hear in the first 11 seconds of the music?




[southamptonmusicclub.org](https://southamptonmusicclub.org)

This resource has been made available thanks to  
Southampton Music Hub. All rights reserved.

# Key Stage 2

## Guided Listening Activity



Listen to this clip of music <https://www.youtube.com/watch?v=L82SRg8zpx4>

1) Circle all the sounds you hear.

Piano

Feet stamping

Hands clapping

Double bass

Bells

Drum rim

Recorder

2) How many patterns playing together do you hear in the first 11 seconds of the music?

3) How many beats do you think there are in each bar?

## Warm-Up – Key Stage 1 & 2

### Practical Music Activity

*Keep a steady pulse by tapping your hands on your thighs while you say the rhyme “David Brubeck” (pronounced Broo-beck). Say it 3 times. (You may add actions as you get familiar with the rhyme, or even say it in a French accent, but **always** keep the pulse steady.)*



David Brubeck went to France  
Taught the ladies how to dance  
First a turn, then a bow  
David Brubeck showed them  
how.



[southamptonmusicclub.org](http://southamptonmusicclub.org)

This resource has been made available thanks to  
Southampton Music Hub. All rights reserved.




# Key Stage 1

## Practical Music Activity



1) Click on the link for body percussion with Ollie:

<https://www.youtube.com/watch?v=QOh1P1ZcTaU>

2) A repeated pattern is called an **OSTINATO**. Follow the picture below. Count to 7 and stamp on numbers 1, 3 and 5. Repeat this pattern five times.

1	2	3	4	5	6	7
						

3) Follow the picture below. Count to 7. Stamp on numbers 1, 3 and 5. Clap on numbers 6 and 7. Repeat this pattern five times.

1	2	3	4	5	6	7
						

# Key Stage 2

## Practical Music Activity

1) Click on the link to join in with some body percussion. It's quite a challenge, so do it slowly first, then speed it up.

<https://www.youtube.com/watch?v=XuZEspOEVtc>

These are the actions for the body percussion:

Boom – tap flat hand on chest

Snap – click your fingers

Clap – clap your hands




Sssh – finger over your lips



[southamptonmusic.org](https://www.southamptonmusic.org)

This resource has been made available thanks to  
Southampton Music Hub. All rights reserved.








2) A repeated pattern is called an **OSTINATO**. Follow the picture below. Count to 7 and stamp on numbers 1, 3 and 5. Repeat this pattern five times.

1	2	3	4	5	6	7
						

3) Follow the picture below. Count to 7. Stamp on numbers 1, 3 and 5. Clap on numbers 6 and 7. Repeat this pattern five times.

1	2	3	4	5	6	7
						

4) Follow the picture below. Count to 7. Stamp on numbers 1, 3 and 5. Clap on numbers 2, 4, 6 and 7. Repeat this pattern five times.

1	2	3	4	5	6	7
						

5) Listen to *Unsquare Dance* again and perform this pattern with the music. Keep up, it's a fast 7 beats in a bar. <https://www.youtube.com/watch?v=L82SRg8zpx4>

**Joke  
Time**



**southamptonmusicub.org**

This resource has been made available thanks to Southampton Music Hub. All rights reserved.

# Key Stage 1 & 2

## BODY PERCUSSION



## Digital & Creative Music Making

Draw a table as below on a piece of paper. Add in your own pattern of stamping and clapping. (You might even want to add some finger clicks too.)

1	2	3	4	5	6	7


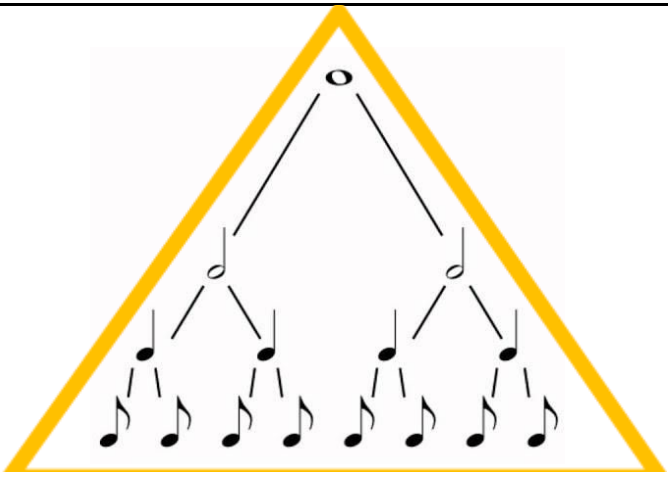



Rehearse your own ostinato pattern and perform it to an audience at home.

*You could change the body percussion sounds to sounds that are from the kitchen, e.g. a plastic spoon banging on a plastic plate, or something that is in your recycling box. Think about different materials, like **wood**, **metal** and **plastic** and the combination of sounds that they make.*

# Key Stage 1

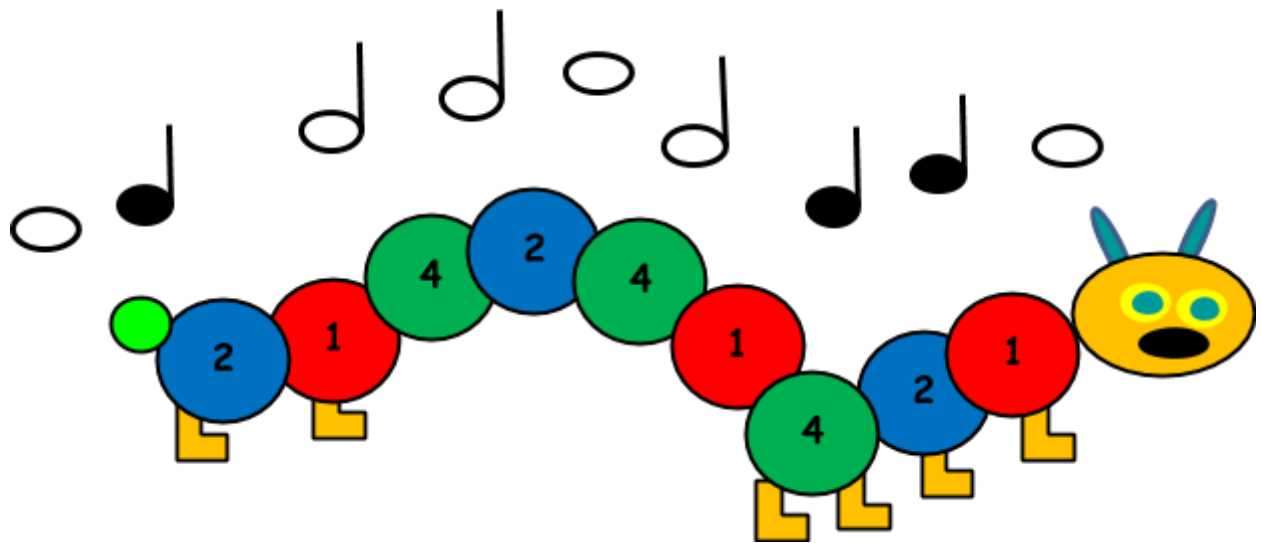
## Reading Music Activity

Rhythm in music is when we combine long and short note values. Here is a pyramid of notes.

	Semibreve (Whole note)	4 beats	
	Minim (Half note)	2 beats	
	Crotchet (Quarter note)	1 beat	
	Quaver (Eighth Note)	½ beat	



- 1) The very hungry caterpillar has lots of numbers on his back. Draw a line from each note to match its number (beat) value.



- 2) Playing with rhythms: Circle all the crotchets (quarter notes) in red and all the minims (half notes) in blue.


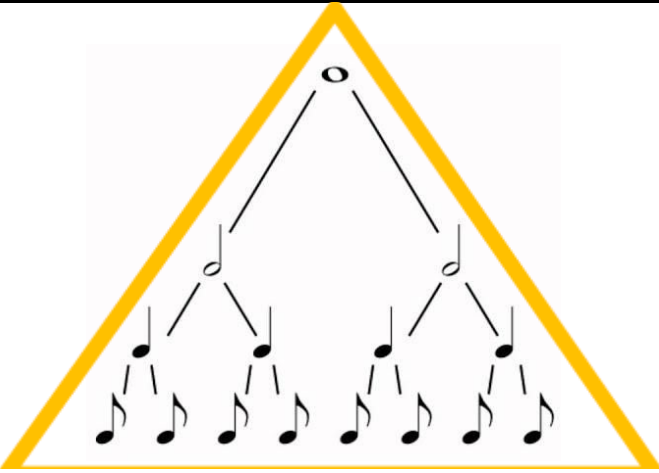







## Key Stage 2

### Reading Music Activity

Here is a pyramid of notes.

	Semibreve (Whole note)	4 beats	
	Minim (Half note)	2 beats	
	Crotchet (Quarter note)	1 beat	
	Quaver (Eighth Note)	½ beat	

**Dotted notes** are used to make a note sound longer. A dot equals half the value of the **note** it is dotting, e.g.



[southamptonmusicclub.org](http://southamptonmusicclub.org)

This resource has been made available thanks to  
Southampton Music Hub. All rights reserved.

$$(1 + \frac{1}{2}) = 1 \frac{1}{2}$$

Add a dot to the correct note to make the notes add up to the number given.

$$\text{♩} + \text{♩} + \text{♩} = 5$$

$$\text{♩} + \text{♩} + \text{♩} = 3$$

$$\text{♩} + \text{♩} + \text{♩} = 4$$


$$\text{♩} + \text{♩} + \text{♩} = 4$$

## Key Stage 1

### Research Topic (The Piano)

Source: <https://www.ducksters.com/musicforkids/piano.php>

A **PIANO** has been stolen. You are a famous detective who must find the piano by answering the questions below after reading the information.

	<p>The piano is one of the most popular musical instruments in the world. The piano is generally called a keyboard instrument with black and white keys.</p> <p>When the keys are pressed they cause a hammer to strike a string inside the piano.</p> <p>Around the year 1700 Bartolomeo Cristofori, an Italian harpsichord maker, invented the piano.</p> <p>The name piano comes from the Italian word <i>pianoforte</i> which means "loud and soft".</p>
---	--

- 1) What is the piano generally called? \_\_\_\_\_
- 2) What happens when the keys are pressed? \_\_\_\_\_
- 3) Which country did Bartolomeo Cristofori come from? \_\_\_\_\_
- 4) What does *pianoforte* mean? \_\_\_\_\_





# Key Stage 2

## Research Topic

Dave Brubeck's *Unsquare Dance* is in a Jazz style. Go to the link:

[https://www.ducksters.com/history/us\\_1900s/jazz.php](https://www.ducksters.com/history/us_1900s/jazz.php) and answer the following questions:

1. What is Jazz?
2. What does the word Improvisation mean?

(Years 5 & 6 challenge: Take the quiz on the webpage under the heading Activities)

## Further Listening

**MUSIC:** Listen to another piece by Dave Brubeck, called *Take Five*. This piece has 5 beats in a bar.

<https://www.youtube.com/watch?v=tT9Eh8wNMkw>

**SONG:** Listen to a Macedonian song, *Sto mi e milo*, also with 7 beats in a bar. Join in with the clapping and movements. <https://www.youtube.com/watch?v=eM0IeJZR2bQ>

*Answers for Guided listening: 1) Piano, double bass, drum sticks, hand claps 2) Two ostinato patterns, one is a clap and the other is on the double bass 3) Seven*

