

Music Hub Activities Newsletter

Week beginning March 23rd 2020



Key Stage 2

Guided Listening Activity

Listen to Russian Dance by Tchaikovsky

<http://downloads.bbc.co.uk/tv/tenpieces/TchaikovskyTrepak.mp3>

This piece of music is taken from a famous ballet (a piece of music written to tell a story through dancing) called The Nutcracker and is normally performed by two or three men dressed as in Russian traditional costumes.

- 1 What instruments can you hear?
- 2 Does the music stay the same speed (tempo) throughout? Hint: try tapping your knees along to the pulse of music as you listen
- 3 What do you notice about the volume (dynamics) during this piece?
- 4 Do you like this music or not?
- 5 What do you like or dislike about it?

Key Stage 2

Practical Music Activity

Body Percussion with Ollie from The Beat Goes On on CBeebies Let's Go Club!

<https://youtu.be/QOh1P1ZcTaU>




southamptonmusicclub.org

This resource has been made available thanks to
Southampton Music Hub. All rights reserved.

Key Stage 1

Research Topic

timbre
The particular tone that distinguishes a sound or combination of sounds.



Exploring Timbre - Cross Curricular link Science

Can you find all some things in your house made of METAL? When you tap them with something what do they sound like? Now look for things made of WOOD and tap them. Do they sound the same or are they different? Can you think of another material you could try which would sound different? Be careful what you tap and don't tap too hard!

What does metal sound like?.....

.....

What does wood sound like?.....

.....

Other material(s)?

.....

What does it sound like?

.....

Key Stage 1

Digital and Creative Music Making

Download the app **Finger Paint With Sounds** available in all formats on phones, tablets and via computers with touchscreen. Have a play with colours and sounds to create your own music!

<https://apps.apple.com/us/app/finger-paint-with-sounds/id586598528>



southamptonmusicclub.org
This resource has been made available thanks to Southampton Music Hub. All rights reserved.



Explore touch with colour, sounds or music.

Key Stage 1 & 2

Reading Music Worksheet

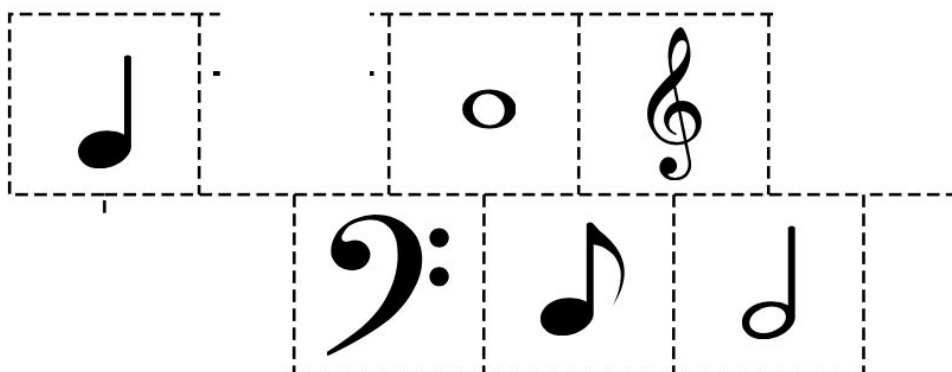
Name: _____

Music Symbols

Cut out the music symbols at the bottom of the page. Glue them into the box with the correct name.

treble clef		Semibreve 4 beats	
bass clef		Minim 2 beats	
		Crotchet 1 beat	
		Quaver 1/2 beat	

Super Teacher Worksheets - www.superteacherworksheets.com








southamptonmusic.org

This resource has been made available thanks to
Southampton Music Hub. All rights reserved.

ANSWER KEY

Music Symbols

Cut out the music symbols at the bottom of the page. Glue them into the box with the correct name.

treble clef		Semibreve 4 beats	
bass clef		Minim 2 beats	
		Crotchet 1 beat	
		Quaver 1/2 beat	